

Kelin waterborne tile grout sabon samfuri ne dangane da haɓaka kayan tayal guda biyu. Wani nau'i ne na samfuran resin epoxy na ruwa, tare da ingantaccen aikin muhalli, wanda ya wuce daidaitattun kasashen duniya. A lokaci guda, shi ne mold hujja, danshi hujja, muhalli abokantaka, ba mai guba da net dandano, kara korau oxygen ion don tsarkake iska da kuma kawar da formaldehyde. Samfuran na [China yumbu tile kabu mai bayarwa](#) shine samfuri da aka fi so a cikin kayan ado na iyali. Ostiraliya na haɗin gwiwar bincike da samfuran haɓaka don samar da ingantaccen aiki, kuma ta hanyar Cibiyar Nazarin Kimiyya ta Sinanci jagorar kula da ingancin dabaru, don tabbatar da ingancin samfuran.

Za a iya amfani da samfuri mafi kyau a cikin haɗin gwiwa na yumbura, dutse, gilashi, tayal mosaic a bango ko gari a cikin gidan wanka, dafa abinci, dakin kwana da sauransu. Ba wai kawai wasa ne na haɗin kai da toshewa ba, har ma yana iya kawata tayal yumbura. Yana da nasa fasalin: manyan nau'ikan launi, haske mai haske, kuma saman sa yana da haske kamar ain bayan warkewa. [China grout sealant samarwaurar](#) shine mafi kyawun zaɓi don gidan ku.



Launuka iri-iri don zaɓinku. Hakanan samar da launuka na al'ada.

- Gray 1#
- Gray 2#
- Gray 3#
- Gray 4#
- Gray 5#
- Gray 6#
- Gray 7#
- Gray 8#
- Gray 9#
- Cement Gray
- Dull Gray
- Silver Gray
- Metal Gray
- Luxury Silver
- Glacier White
- Calaeatta
- Pearl Gold
- Slate Gray
- Terra Brown
- Greyish Green
- Yellow Gray
- Soft Khaki
- Yellowish Brown
- Olive Brown
- Brownness
- Dark Brown
- Reddish Brown
- Rock Bslack



Samar da Maganin Tazarar Daki Gabaɗaya



Takaitaccen Tsarin Gina



01 Clean the tiles and keep it dry



02 Polish with tile wax except the glazed tile



03 Open & Watch, both sides can extruded meanwhile



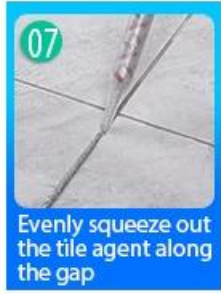
04 Screw on the nozzle, put on the grout gun



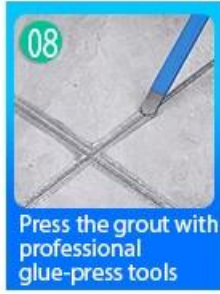
05 Inclined cut the top of the nozzle in 45°



06 Squeeze out 60-80cm long grout in the forepart



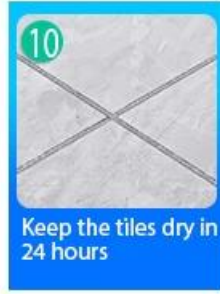
07 Evenly squeeze out the tile agent along the gap



08 Press the grout with professional glue-press tools



09 Don't touch in 4-5 hours and remove excess grout then.



10 Keep the tiles dry in 24 hours

Kayan aikin Matsawa na Hadin gwiwa



Two Component Caulking Gun



02 Cutter Knife



03 Pointing trowel



04 Brush



05 Forming Stick



06 Perching Knife



07 Masking Tape



08 Stainless Steel Ball



09 Cleaning Awl

Amfanin Kamfanin



Bayanin Masana'antu



Creaming Machine Line



Testing Machine



Batching Production Line



Cooling Filling



Filling Machine Line



Film-coated Machine



Real Material Stock



Stock

Takaddun shaida

