

Kelin Waterborne epoxy m adhesive shine babban samfuri muhalli. Kuma mu ne mai samar da kayan abinci mai ban sha'awa tare da cikakken karfi. Matte rubutu, yana samar maka da karamin salon kayan kwalliya na kayan kwalliya, kuma yanayin hadin gwiwa yana da cikakkiyar dacewa ga tayal din yumbu. Iri na launuka, bari wurin ado na ado. A mafi kyawun hanyar ruwa na ruwa mai saukin amfani da epoxy yana sa samfuri gaba daya muhalli muhalli. Yashi na dabi'a kinshe a kan zafin jiki yana da launi na halitta da kyau kuma baya yin faduwa.

Ana iya amfani da samfuri mafi kyau a cikin gidajen tayal, dutse, gilashin mosaic a bango ko gari a cikin gidan wanka, dafa abinci da sauransu. Shine samfuri fifiko a cikin kayan ado na iyali, yana kara eon mara kyau na iskar overgen don tsarkake iska. Australia hadin gwiwar cigaba da kayayyakin ci gaba don yin kyakkyawan aiki, kuma ta hanyar kwarewar kasar Sin game da ingancin ingancin kasar Sin da ke dabarar ingattakun manufar Sin, don samar da ingantattun kayayyaki. Barka da tuntuɓi Amurka-Keelin [Ma'aikatar Kula da keken](#) hadin gwiwa.

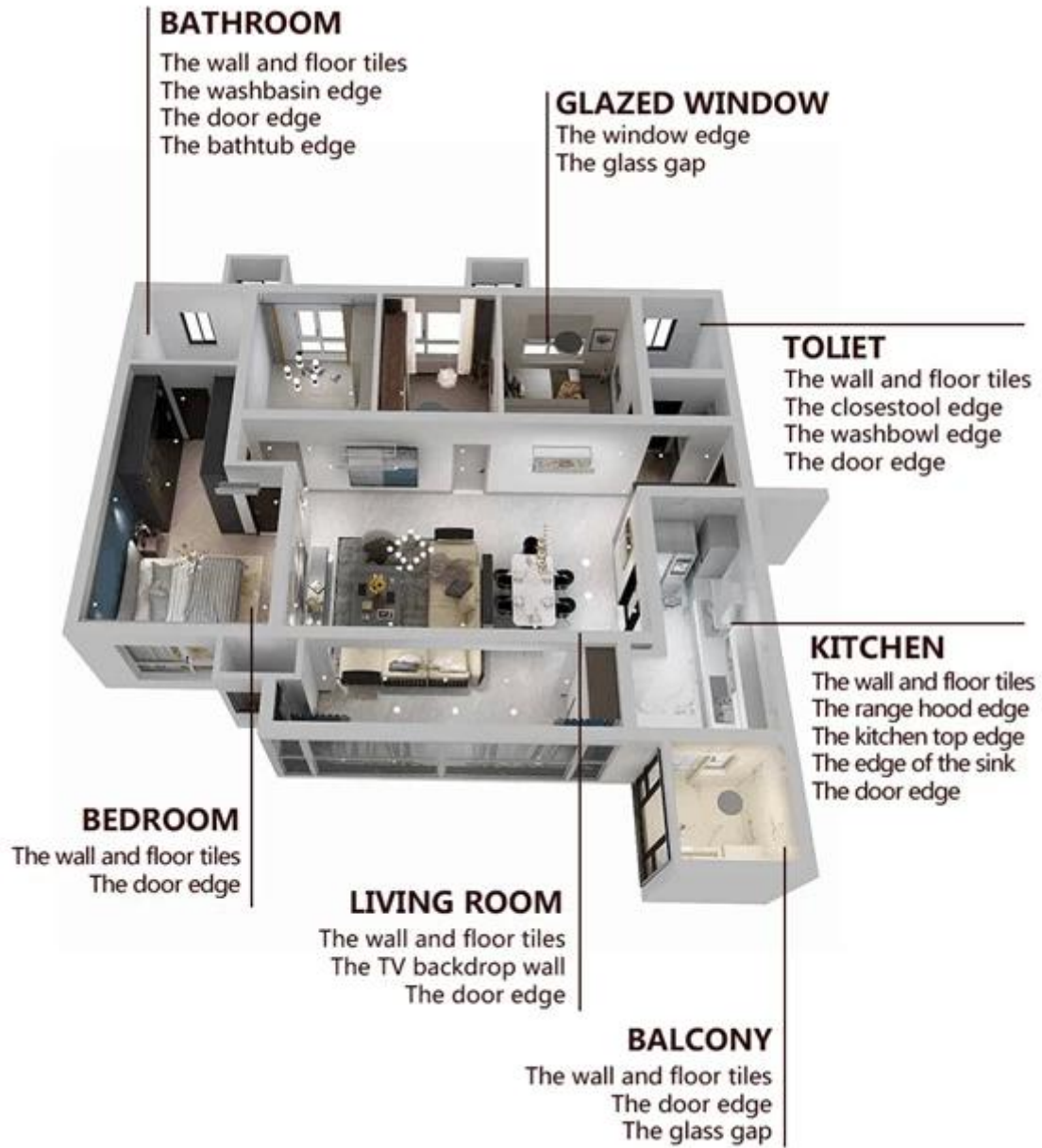


Irin launuka na launuka don zaɓinku. Hakanan samar da launuka na musamman.

- Gray 1#
- Gray 2#
- Gray 3#
- Gray 4#
- Gray 5#
- Gray 6#
- Gray 7#
- Gray 8#
- Gray 9#
- Cement Gray
- Dull Gray
- Silver Gray
- Metal Gray
- Luxury Silver
- Glacier White
- Calaeatta
- Pearl Gold
- Slate Gray
- Terra Brown
- Greyish Green
- Yellow Gray
- Soft Khaki
- Yellowish Brown
- Olive Brown
- Brownness
- Dark Brown
- Reddish Brown
- Rock Bslack



Samar da cikakkiyar hanyar daki



Brief aikin gini



01
Clean the tiles and keep it dry



02
Polish with tile wax except the glazed tile



03
Open & Watch, both sides can extruded meanwhile



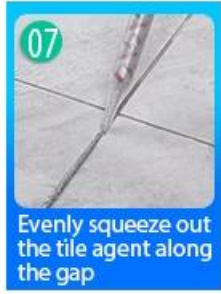
04
Screw on the nozzle, put on the grout gun



05
Inclined cut the top of the nozzle in 45°



06
Squeeze out 60-80cm long grout in the forepart



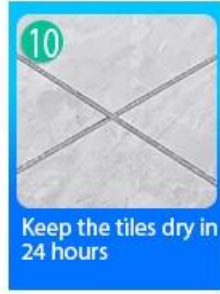
07
Evenly squeeze out the tile agent along the gap



08
Press the grout with professional glue-press tools



09
Don't touch in 4-5 hours and remove excess grout then.



10
Keep the tiles dry in 24 hours

Kayan aiki mai ɗorewa



01
Cutter Knife



02
Pointing trowel



03
Brush



04
Rainbow Scraper



05
Stirring Knife

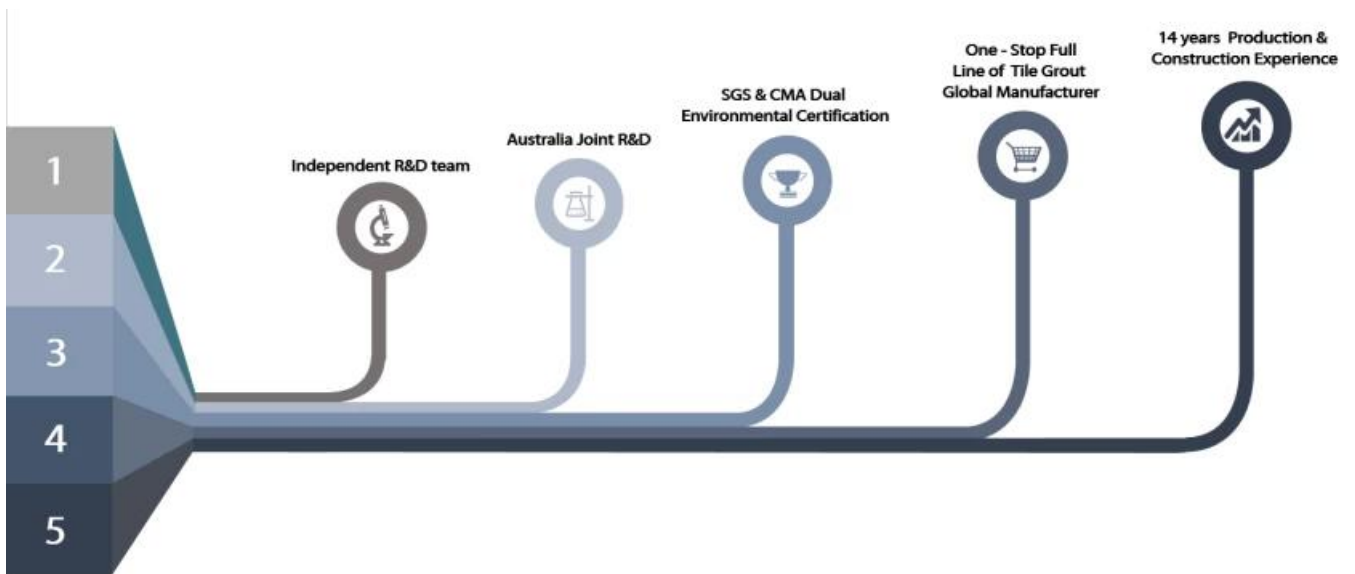


06
The sponge



07
Scouring Pad

Amfani da Kamfanin



Fastocin masana\anta



Creaming Machine Line



Testing Machine



Batching Production Line



Cooling Filling



Filling Machine Line



Film-coated Machine



Real Material Stock



Stock

Ba da takardar shaida

