

Kelin ruwa mai d'auke da ruwa sabon samfuri ne wanda ya danganta da haɓaka abubuwa biyu da aka haɗa da tayal. Yana da nau'ikan kayan kwalliyar mai na ruwa, tare da ingantaccen aikin muhalli. Ana iya amfani dashi mafi kyau a cikin mahadan tayal na yumbu, dutse, gilashi, tayal mosaic akan bango ko gari a bandaki, kicin, dakin kwana da sauransu. Ba kawai kunna rawar haɗin kai da hanawa ba ne, amma kuma yana iya kawata tayal yumbu. Yana da nasa fasalin: launuka iri-iri masu kyau, mai kyalli mai haske, kuma saman sa yana haske kamar ainin bayan warkewa. A lokaci guda, hujja ce ta madogara, tabbacin danshi, abota da muhalli, mara cutarwa da kuma dandano mai dandano, yana kara iskar oxygen mara kyau don tsarkake iska da kawar da formaldehyde. Samfuran fifiko ne a cikin adon dangi. Ostiraliya haɗin haɗin gwiwa da samfuran ci gaba don haɓaka aiki mafi kyau, kuma ta hanyar Kwalejin Kwalejin Kimiyyar Kimiyya ta China dabarun kula da ingancin ingancin, don samar da samfuran ingantacce. Samfuri yana magance matsalar datti yana da wahalar tsaftacewa, maraba don tuntuɓar mu- [China mai siyar da bututun yumbu](#).



Iri-iri launuka don tsinkayenku. Hakanan samar da launuka na al'ada.



- Pure White
- Ivory
- Lemon Gold
- Pearl Gold
- Light Gold
- Lime Gold
- Amber Gold
- Nobility Gold
- Luxury Gold
- Shiny Gold
- Dazzle Gold
- Moonlight Silver
- Shiny Silver
- Dazzle Silver
- Light Gray
- Noble Gray
- Silver Gray
- Champaign Gold
- Bronze
- Rose Gold
- Coffee Brown
- Black Pearl

Bayar da Maganin Tazarar Dukan Room



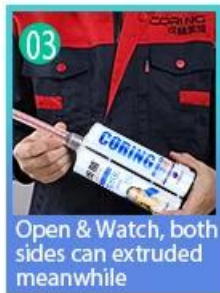
Takaitaccen Tsarin Ginawa



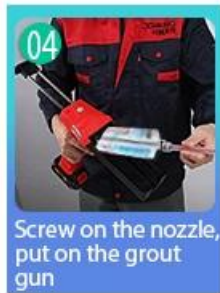
01
Clean the tiles and keep it dry



02
Polish with tile wax except the glazed tile



03
Open & Watch, both sides can extruded meanwhile



04
Screw on the nozzle, put on the grout gun




05
Inclined cut the top of the nozzle in 45°



06
Squeeze out 60-80cm long grout in the forepart




07
Evenly squeeze out the tile agent along the gap



08
Press the grout with professional glue-press tools



09
Don't touch in 4-5 hours and remove excess grout then.



10
Keep the tiles dry in 24 hours

Kwarriyar Matsa Hafin gwiwa



Two Component Caulking Gun



02
Cutter Knife



03
Pointing trowel



04
Brush



05
Forming Stick



06
Perching Knife



07
Masking Tape



08
Stainless Steel Ball



09
Cleaning Awl

Amfanin Kamfanin



Bayanin Masana'antu



Layin Na'urar Yin Kuka



Injin gwaji



Layi Production Line



Sanyin Filing



Ciko Layin Na'ura



Injin da aka lullube da fim



Hakikanin Haja



Haja

Takardar shaida

