

Kelin ruwa mai d'auke da ruwa sabon samfuri ne dangane da haɓaka abubuwa biyu da aka haɗa da tayal. Yana da nau'ikan kayan kwalliyar mai na ruwa, tare da ingantaccen aikin muhalli, kasancewar ya wuce matsayin kasa da kasa. Ana iya amfani dashi mafi kyau a cikin dakunan tayal yumbu, dutse, gilashi, tayal mosaic akan bango ko gari a cikin bandaki, kicin, dakin kwana da sauransu. Ba kawai kunna rawar haɗin kai da toshewa ba ne, amma kuma yana iya kawata tayal yumbu. Yana da fasalin kansa: launuka iri-iri masu kyau, mai walkeya mai haske, kuma saman sa yana haske kamar ainin bayan warkewa. A lokaci guda, hujja ce, hujja mai danshi, sadawar muhalli, mara cutarwa da kuma dandano mai daci, kara ion oxygen mai tsafta don tsarkake iska da kawar da formaldehyde. Samfuri fifiko ne cikin adon dangi. Ostiraliya haɗin haɗin gwiwa da samfuran ci gaba don haɓaka aiki mafi kyau, kuma ta hanyar Kwalejin Kimiyya ta China dabarun kula da ingancin ingancin, don sa samfuran su zama masu daidaituwa. Keli shine mafi kyawun karancin karancin mai siyar da yumbu na kasar Sin, maraba don tuntuɓar mu.



**Iri-iri launuka don tsinkayenku. Hakanan samar da launuka na al'ada.**



- Pure White
- Ivory
- Lemon Gold
- Pearl Gold
- Light Gold
- Lime Gold
- Amber Gold
- Nobility Gold
- Luxury Gold
- Shiny Gold
- Dazzle Gold
- Moonlight Silver
- Shiny Silver
- Dazzle Silver
- Light Gray
- Noble Gray
- Silver Gray
- Champaign Gold
- Bronze
- Rose Gold
- Coffee Brown
- Black Pearl

**Bayar da Maganin Tazarar Room Duka**



**Takaitaccen Tsarin Tsari**



01 Clean the tiles and keep it dry



02 Polish with tile wax except the glazed tile



03 Open & Watch, both sides can extruded meanwhile



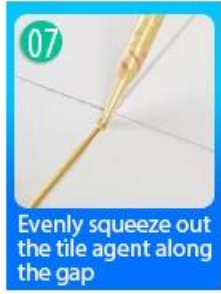
04 Screw on the nozzle, put on the grout gun




05 Inclined cut the top of the nozzle in 45°



06 Squeeze out 60-80cm long grout in the forepart



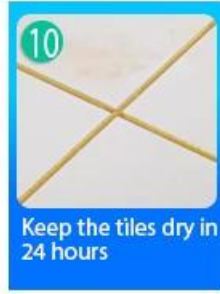
07 Evenly squeeze out the tile agent along the gap



08 Press the grout with professional glue-press tools



09 Don't touch in 4-5 hours and remove excess grout then.

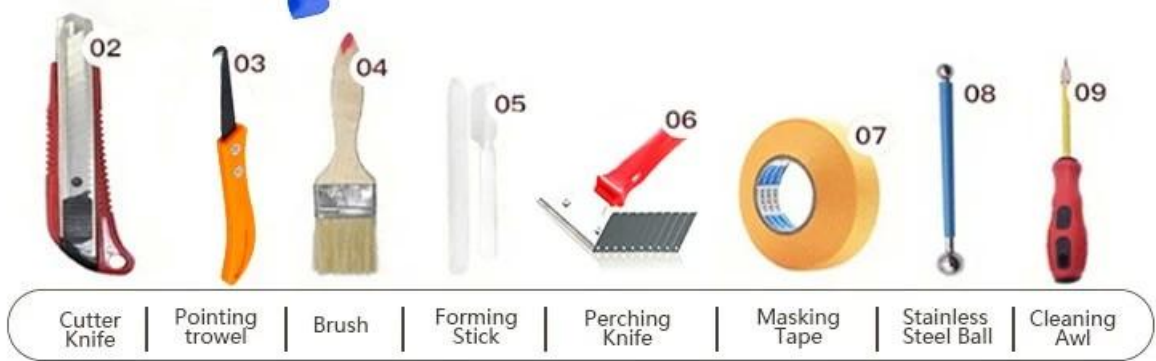


10 Keep the tiles dry in 24 hours

### Kwararrun Matakan Hadfa Hadin Gwiwa



Two Component Caulking Gun



### Amfanin Kamfanin



## Bayanin Masana'antu



Layin Na'urar Yin Kuka



Injin gwaji



Layi Production Line




Sanyawa Filing



Ciko Layin Na'ura



Injin da aka saka fim



Hakikanin Kaya na jari



Hannun jari

## Takardar shaida

