


Keel Wani sabon samfurin da aka inganta bayan launuka masu amfani da ruwa mai amfani da ruwa mai amfani da ruwa mai amfani da ruwa mai amfani da ruwa mai amfani da ruwa, amma kuma yana sauka tsari kuma mafi dacewa. Rubutun da taushi, yana nuna kananan kananan kayan kwalliya na kayan kwalliya. Iri na launuka, sanya wurin ado naka sparkling. Eco-friendly epoxy resin saukad da suturar ku bari samfurin ku na ruwa, mai jure yanayin, hujja ta mold. Yashi na dabi'a kinshe a cikin zafin jiki yana da launi na halitta da kyau kuma baya yin faduwa. Hakanan, yana da haske kamar yadda ake yi bayan falala ba tare da yellowing ko ta yanke hukunci ba. Bugu da kari, hadin gwiwa a farfajiya yana da cikakkiyar dacewa ga tayal mai yumbu, kamar dai yanayin kansa.

Samfurin **Flixy Gap Freller Manager** Za a iya amfani da mafi kyau a cikin gidajen tayal, dutse, gilashi, matashin Mosai'a a kan bango ko gari a gidan wanka, dafa abinci, dakin kwana da sauransu. Australia hadin gwiwar cigaba da kayayyakin ci gaba don yin kyakkyawan aiki, kuma ta hanyar ilimin kimiyya na kimiyyar kasar Sin Kanada ingantacciyar hanya, don samar da ingantattun kayayyaki. **Kelin Tile Filler Grout S na upler** don samar muku da samfuran inganci.

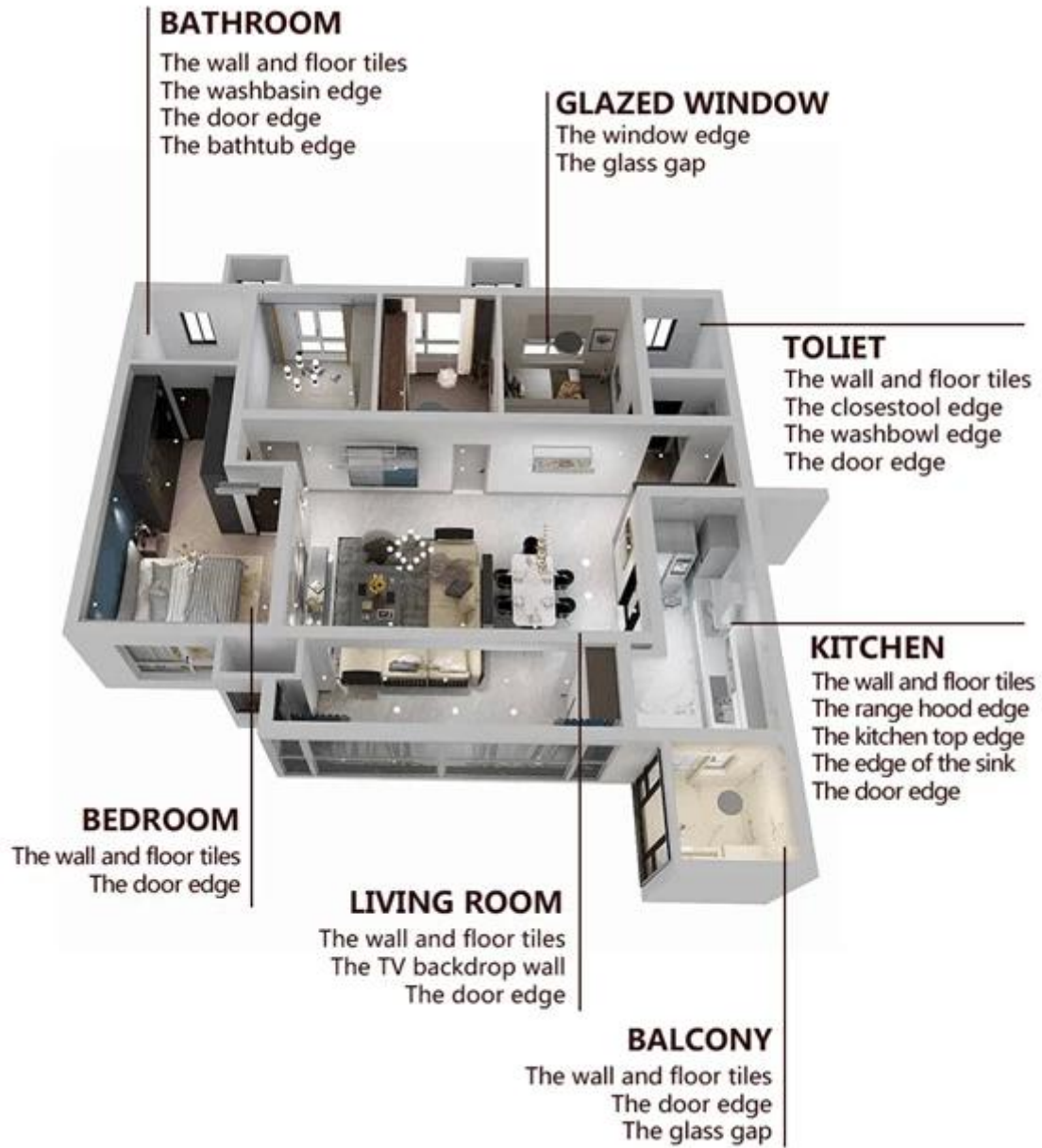


Irin launuka na launuka. Hakanan samar da launuka na musamman.

- Gray 1#
- Gray 2#
- Gray 3#
- Gray 4#
- Gray 5#
- Gray 6#
- Gray 7#
- Gray 8#
- Gray 9#
- Cement Gray
- Dull Gray
- Silver Gray
- Metal Gray
- Luxury Silver
- Glacier White
- Calaeatta
- Pearl Gold
- Slate Gray
- Terra Brown
- Greyish Green
- Yellow Gray
- Soft Khaki
- Yellowish Brown
- Olive Brown
- Brownness
- Dark Brown
- Reddish Brown
- Rock Bslack



Bayar da mafita na daki



Brief aikin gini



01 Clean the tiles and keep it dry



02 Polish with tile wax except the glazed tile



03 Open & Watch, both sides can extruded meanwhile



04 Screw on the nozzle, put on the grout gun



05 Inclined cut the top of the nozzle in 45°



06 Squeeze out 60-80cm long grout in the forepart



07 Evenly squeeze out the tile agent along the gap



08 Press the grout with professional glue-press tools



09 Don't touch in 4-5 hours and remove excess grout then.



10 Keep the tiles dry in 24 hours

Kayan aiki mai dorewa



Two Component Caulking Gun



02 Cutter Knife




03 Pointing trowel



04 Brush



05 Forming Stick



06 Perching Knife



07 Masking Tape



08 Stainless Steel Ball



09 Cleaning Awl

Amfani da Kamfanin



Fastocin masana\`anta



Creaming Machine Line



Testing Machine



Batching Production Line



Cooling Filling



Filling Machine Line



Film-coated Machine



Real Material Stock



Stock

Ba da takardar shaida

