

Mafi kyawun kayan aikin tayal shine sabon kayan kwalliyar gida, wanda kwata-kwata maimakon wakilin dinkin. Ana iya amfani dashi mafi kyau a cikin mahadfan tayal na yumbu, dutse, gilashi, tayal mosaic akan bango ko gari a bandaki, kicin, dakin kwana da sauransu. Yana da launuka iri-iri masu kyau, haske mai haske kuma farfajiyar tana haske kamar ainin bayan warkewa. A lokaci guda, hujja ce ta madogara, tabbacin danshi, abota da muhalli, mara cutarwa da kuma dandano mai dandano, yana kara iskar oxygen mara kyau don tsarkake iska. Mafi mahimmanci, ba tare da ci gaba da fuskantar tsananin hasken rana ba, samfurin ba zai zama rawaya ba, mai saukin tsafta da juriya ga datti. Ya samar ta [China mai sassaucin tayal maroki](#)-Kelin, barka da zuwa tuntube mu.



Iri launuka don zabin ku. Hakanan samar da launuka na al'ada.



Bayar da Maganin Tazarar Dukan Room



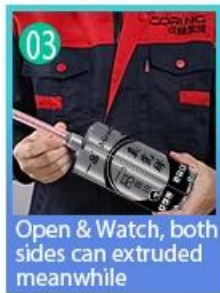
Takaitaccen Tsarin Ginawa



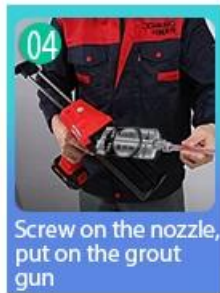
Clean the tiles and keep it dry



Polish with tile wax except the glazed tile



Open & Watch, both sides can extruded meanwhile



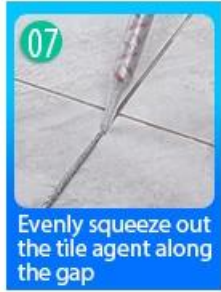
Screw on the nozzle, put on the grout gun



Inclined cut the top of the nozzle in 45°



Squeeze out 60-80cm long grout in the forepart



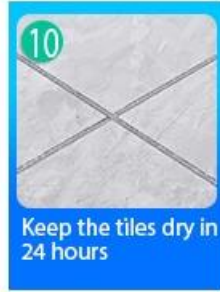
Evenly squeeze out the tile agent along the gap



Press the grout with professional glue-press tools



Don't touch in 4-5 hours and remove excess grout then.



Keep the tiles dry in 24 hours

Kwararrun Matakan Hadfa Hadin Gwiwa



Two Component Caulking Gun



Cutter Knife



Pointing trowel



Brush



Forming Stick



Perching Knife



Masking Tape



Stainless Steel Ball



Cleaning Awl

Amfanin Kamfanin



Bayanin Masana'antu



Layin Na'urar Yin Kuka



Injin gwaji



Layi Production Line



Sanyin Filing



Ciko Layin Na'ura



Injin da aka lullube da fim



Hakikanin Haja



Haja

Takardar shaida

