

Mafi kyawun kayan aikin tayal shine sabon kayan kwalliyar gida, wanda kwata-kwata maimakon wakilin dinkin. Keli ne ya inganta shi **China yumbu mai daukar kaya**. Ana iya amfani dashi mafi kyau a cikin mahadan tayal na yumbu, dutse, gilashi, tayal mosaic akan bango ko gari a bandaki, kicin, dakin kwana da sauransu. Yana da launuka iri-iri masu kyau, haske mai haske kuma farfajiyar tana haske kamar ainin bayan warkewa. A lokaci guda, hujja ce ta madogara, tabbacin danshi, abota da muhalli, mara cutarwa da kuma dandano mai dandano, yana kara iskar oxygen mara kyau don tsarkake iska. Mafi mahimmanci, ba tare da ci gaba da fuskantar tsananin hasken rana ba, samfurin ba zai zama rawaya ba, mai saukin tsafta da juriya ga datti.



**Iri launuka don zabin ku. Hakanan samar da launuka na al'ada.**



**Bayar da Maganin Tazarar Duka Gabaɗaya**



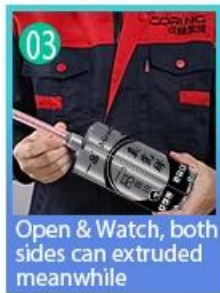
**Takaitaccen Tsarin Ginawa**



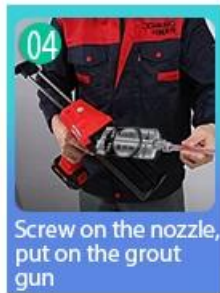
01  
Clean the tiles and keep it dry



02  
Polish with tile wax except the glazed tile



03  
Open & Watch, both sides can extruded meanwhile



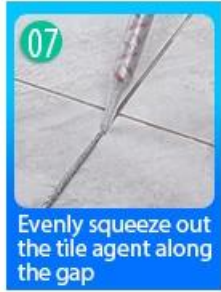
04  
Screw on the nozzle, put on the grout gun



05  
Inclined cut the top of the nozzle in 45°



06  
Squeeze out 60-80cm long grout in the forepart



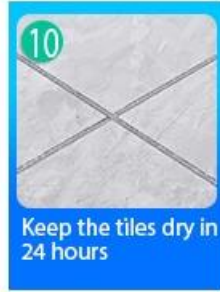
07  
Evenly squeeze out the tile agent along the gap



08  
Press the grout with professional glue-press tools



09  
Don't touch in 4-5 hours and remove excess grout then.



10  
Keep the tiles dry in 24 hours

### Kwararrun Matakan Hadfa Hadin Gwiwa



Two Component Caulking Gun



02  
Cutter Knife




03  
Pointing trowel



04  
Brush



05  
Forming Stick



06  
Perching Knife



07  
Masking Tape



08  
Stainless Steel Ball



09  
Cleaning Awl

### Amfanin Kamfanin



### Bayanin Masana'antu



Layin Na'urar Yin Kuka



Injin gwaji



Layi Production Line



Sanyin Filing



Ciko Layin Na'ura



Injin da aka lullube da fim



Hakikanin Haja



Hannun jari

### Takardar shaida

