

Mafi kyawun Tile Grout shine sabon samfuri don kayan ado na gida, wanda gaba ɗaya maimakon wakilin dinki. Ana iya amfani da shi mafi kyau a cikin gidajen tayal, dutse, gilashi, bene na Mosaic akan bango ko bene a gidan wanka, dafa abinci, ɗakin gida da sauransu. Yana da manyan nau'ikan launi, luster mai haske da kuma farfajiya yana da haske kamar yadda ake amfani da shi bayan ciring. A lokaci guda, hujja ce ta molt, hujja ta danshi, dandano na muhalli, mara guba da kuma dandano mai kanshi, kara boyayyen iskar overgen ion don tsarkake iska. Mafi mahimmanci, ba tare da an fallasa shi ga babban girman hasken rana ba, samfurin bazai zama rawaya ba, mai saukin tsaftace datti. Keli Tile Roto Abuli zai ba ku kwarewar amfani da kyau.



Irin launuka na launuka don zaɓinku. Hakanan samar da launuka na musamman.



Samar da cikakkiyar hanyar daki



Brief aikin gini



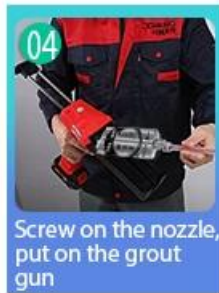
01
Clean the tiles and keep it dry



02
Polish with tile wax except the glazed tile



03
Open & Watch, both sides can extruded meanwhile



04
Screw on the nozzle, put on the grout gun



05
Inclined cut the top of the nozzle in 45°



06
Squeeze out 60-80cm long grout in the forepart



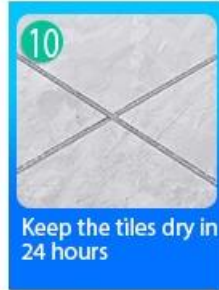
07
Evenly squeeze out the tile agent along the gap



08
Press the grout with professional glue-press tools



09
Don't touch in 4-5 hours and remove excess grout then.



10
Keep the tiles dry in 24 hours

Kayan aikin karfafa gwiwa



Two Component Caulking Gun



02
Cutter Knife




03
Pointing trowel



04
Brush



05
Forming Stick



06
Perching Knife



07
Masking Tape



08
Stainless Steel Ball



09
Cleaning Awl

Amfani da Kamfanin



Fastocin masana'anta



Layin injin cream



Injin gwaji



Bayanin sarrafa batutuwa



Sanyi mai sanyaya



Cika layin injin



Mashin mai rufi



Kayan Kayan Kayan Kayan Gaskiya



Jari

Ba da takardar shaida

