

Mafi kyawun kayan aikin tayal shine sabon kayan kwalliyar gida, wanda kwata-kwata maimakon wakilin dinkin. Ana iya amfani dashi mafi kyau a cikin mahadan tayal na yumbu, dutse, gilashi, tayal mosaic akan bango ko gari a bandaki, kicin, dakin kwana da sauransu. An yi ta [China ta cika sarki mai siyarwa](#). Yana da launuka iri-iri masu kyau, haske mai haske kuma farfajiyar tana haske kamar ainin bayan warkewa. A lokaci guda, hujja ce ta madogara, tabbacin danshi, abota da muhalli, mara cutarwa da kuma dandano mai dandano, yana kara iskar oxygen mara kyau don tsarkake iska. Mafi mahimmanci, ba tare da ci gaba da fuskantar tsananin hasken rana ba, samfurin ba zai zama rawaya ba, mai sauƙin tsafta da juriya ga datti.



**Iri launuka don zaɓin ku. Hakanan samar da launuka na al'ada.**



## Bayar da Maganin Tazarar Dukan Room



**Takaitaccen Tsarin Ginawa**



01 Clean the tiles and keep it dry



02 Polish with tile wax except the glazed tile



03 Open & Watch, both sides can extruded meanwhile



04 Screw on the nozzle, put on the grout gun



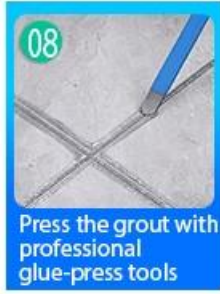
05 Inclined cut the top of the nozzle in 45°



06 Squeeze out 60-80cm long grout in the forepart



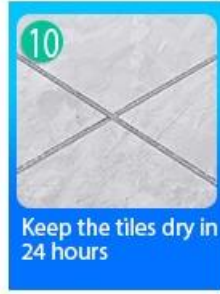
07 Evenly squeeze out the tile agent along the gap



08 Press the grout with professional glue-press tools



09 Don't touch in 4-5 hours and remove excess grout then.



10 Keep the tiles dry in 24 hours

### Kwararrun Matakan Hadfa Hadin Gwiwa



Two Component Caulking Gun



02 Cutter Knife




03 Pointing trowel



04 Brush



05 Forming Stick



06 Perching Knife



07 Masking Tape



08 Stainless Steel Ball



09 Cleaning Awl

### Amfanin Kamfanin





### Bayanin Masana'antu



Layin Na'urar Yin Kuka



Injin gwaji



Layi Production Line



Sanyin Filing



Ciko Layin Na'ura



Injin da aka lullube da fim



Hakikanin Haja



Haja

### Takardar shaida

