

Kelin Tile Grout shine sabon samfuri don kayan ado na gida, wanda gaba ɗaya maimakon wakilin dinki. A lokaci guda, hujja ce ta molt, hujja ta danshi, dandano na muhalli, mara guba da kuma dandano mai kanshi, kara boyayyen iskar overgen ion don tsarkake iska. Mafi mahimmanci, ba tare da an fallasa shi ga babban girman hasken rana ba, samfuri bazai zama launin shuɗi ba, mai sauƙin tsaftace datti yana da sauƙin gini. Yana da manyan nau'ikan launi, luster mai haske da kuma farfajiya yana da haske kamar yadda ake amfani da shi bayan ciring. Kelin babban inganci [China Tile Ruut](#), Barka da saduwa da mu.

Ana iya amfani da samfuri mafi kyau a cikin gidajen tayal, dutse, gilashin mosaic a bango ko gari a cikin gidan wanka, dafa abinci da sauransu. Australia hadin gwiwar cigaba da kayayyakin ci gaba don yin kyakkyawan aiki, kuma ta hanyar kwarewar kasar Sin game da ingancin ingancin kasar Sin da ke dabarar ingattakun manufar Sin, don samar da ingantattun kayayyaki. [Kasar Sin Mosaic Tile Manufacturer](#) don samar muku da samfuran inganci.

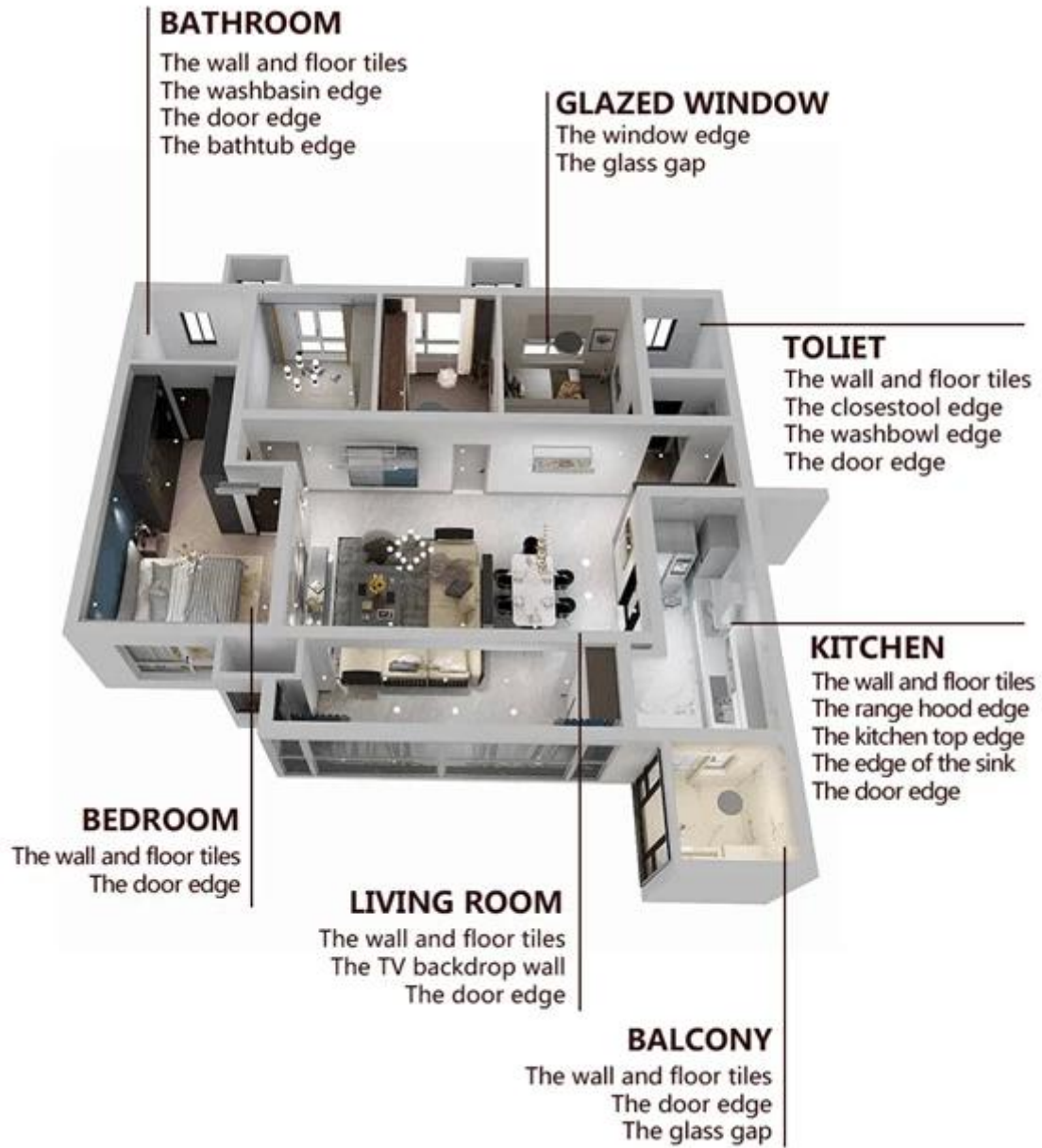


Irin launuka na launuka don zaɓinku. Hakanan samar da launuka na musamman.

- Gray 1#
- Gray 2#
- Gray 3#
- Gray 4#
- Gray 5#
- Gray 6#
- Gray 7#
- Gray 8#
- Gray 9#
- Cement Gray
- Dull Gray
- Silver Gray
- Metal Gray
- Luxury Silver
- Glacier White
- Calaeatta
- Pearl Gold
- Slate Gray
- Terra Brown
- Greyish Green
- Yellow Gray
- Soft Khaki
- Yellowish Brown
- Olive Brown
- Brownness
- Dark Brown
- Reddish Brown
- Rock Bslack



Samar da cikakkiyar hanyar daki



Brief aikin gini



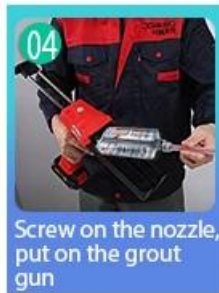
01 Clean the tiles and keep it dry



02 Polish with tile wax except the glazed tile



03 Open & Watch, both sides can extruded meanwhile



04 Screw on the nozzle, put on the grout gun



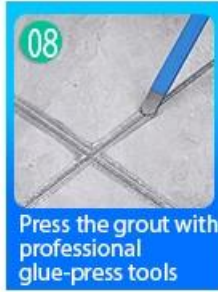
05 Inclined cut the top of the nozzle in 45°



06 Squeeze out 60-80cm long grout in the forepart



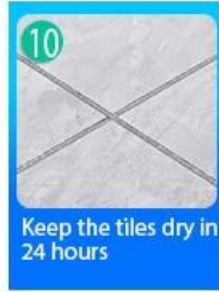
07 Evenly squeeze out the tile agent along the gap



08 Press the grout with professional glue-press tools



09 Don't touch in 4-5 hours and remove excess grout then.



10 Keep the tiles dry in 24 hours

Kayan aiki mai dorewa



Two Component Caulking Gun



02 Cutter Knife




03 Pointing trowel



04 Brush



05 Forming Stick



06 Perching Knife



07 Masking Tape

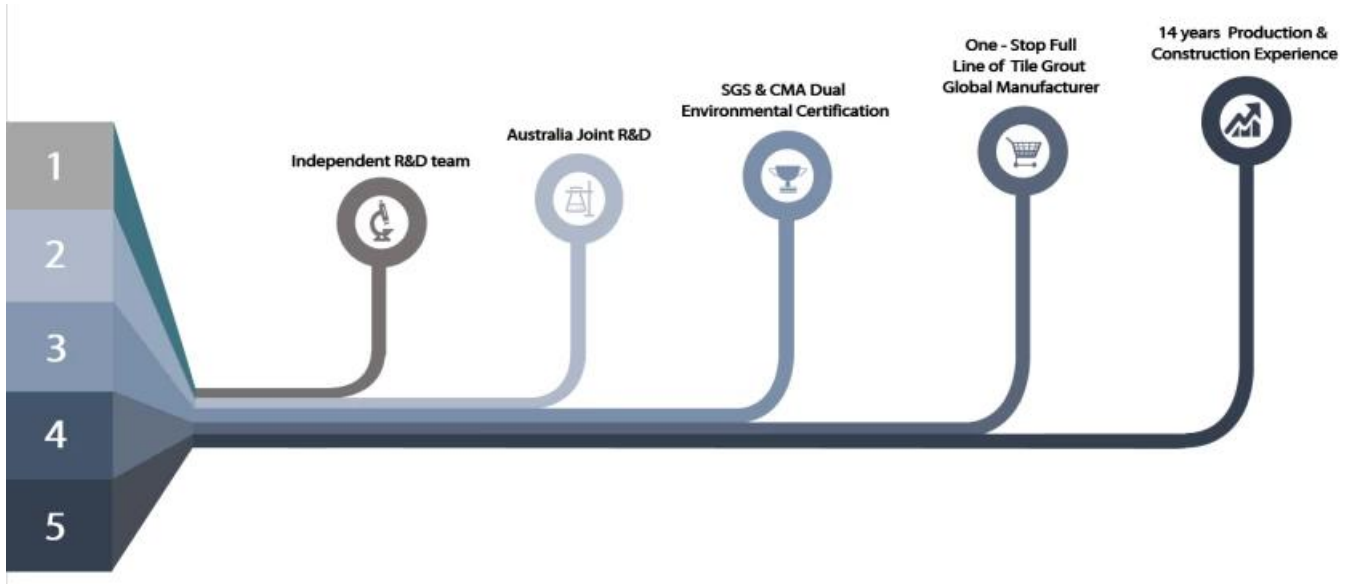


08 Stainless Steel Ball



09 Cleaning Awl

Amfani da Kamfanin



Fastocin masana\`anta



Creaming Machine Line



Testing Machine



Batching Production Line



Cooling Filling



Filling Machine Line



Film-coated Machine



Real Material Stock



Stock

Ba da takardar shaida

