

Kelin epoxy tiles m adheSveve m shine sabon samfurin da aka inganta bayan launuka masu amfani da ruwa mai amfani da ruwa, amma kuma yana da sauƙin gini kuma mafi dacewa. Rubutun da taushi, yana nuna kananan kananan kayan kwalliya na kayan kwalliya. Iri na launuka, sa wurin ado naka ya haskaka. Eco-friendened epoxy resin saukad da sutturar ka bari samfurin hana ruwa, mai jure yanayin, hujja ta mold. Yashi na dabi'a kinshe a kan zafin jiki yana da launi na halitta da kyau kuma baya yin faduwa. Hakanan, yana da haske kamar yadda ake yi bayan falala ba tare da yellowing ko kayan ado ba. Bugu da kari, haɗin gwiwa farfajiya yana da cikakkiyar dacewa ga tayal mai yumbu, kamar dai yanayin kansa. Ana iya amfani da samfurin mafi kyau a cikin gidajen tayal, dutse, gilashin mosaic a bango ko gari a cikin gidan wanka, dafa abinci da sauransu. Australia hadin gwiwar cigaba da kayayyakin ci gaba don yin kyakkyawan aiki, kuma ta hanyar kwarewar kasar Sin game da ingancin ingancin kasar Sin da ke dabarar ingattakun manufar Sin, don samar da ingantattun kayayyaki. Kuna son yin tsabtace gidan ku? Ku zo ku tuntuɓi Amurka-Kelin epoxy Grouter mai samarwa na Teallant.



Irin launuka na launuka don zaɓinku. Hakanan samar da launuka na musamman.

- Gray 1#
- Gray 2#
- Gray 3#
- Gray 4#
- Gray 5#
- Gray 6#
- Gray 7#
- Gray 8#
- Gray 9#
- Cement Gray
- Dull Gray
- Silver Gray
- Metal Gray
- Luxury Silver
- Glacier White
- Calaeatta
- Pearl Gold
- Slate Gray
- Terra Brown
- Greyish Green
- Yellow Gray
- Soft Khaki
- Yellowish Brown
- Olive Brown
- Brownness
- Dark Brown
- Reddish Brown
- Rock Bslack



Samar da cikakkiyar hanyar daki



Brief aikin gini



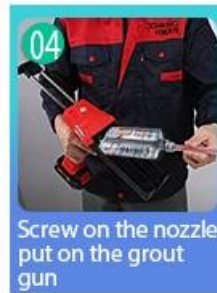
Clean the tiles and keep it dry



Polish with tile wax except the glazed tile



Open & Watch, both sides can extruded meanwhile



Screw on the nozzle, put on the grout gun



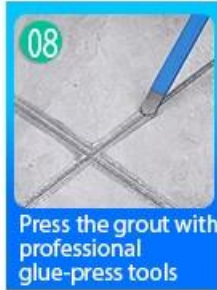
Inclined cut the top of the nozzle in 45°



Squeeze out 60-80cm long grout in the forepart



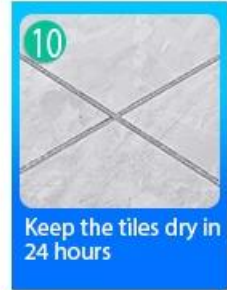
Evenly squeeze out the tile agent along the gap



Press the grout with professional glue-press tools



Don't touch in 4-5 hours and remove excess grout then.



Keep the tiles dry in 24 hours

Kayan aiki mai dorewa



Two Component Caulking Gun



Cutter Knife

Pointing trowel

Brush

Forming Stick

Perching Knife

Masking Tape

Stainless Steel Ball

Cleaning Awl

Amfani da Kamfanin



Fastocin masana'anta



Layin injin cream



Injin gwaji



Bayanin sarrafa batutuwa



Sanyi mai sanyaya



Cika layin injin



Mashin mai rufi



Kayan Kayan Kayan Kayan Gaskiya



Jari

Ba da takardar shaida

