

Kelin Tile Grout shine sabon samfuri don kayan ado na gida, wanda gaba daya maimakon wakilin dinki. Ana iya amfani da shi mafi kyau a cikin gidajen tayal, dutse, gilashi, bene na Mosaic akan bango ko bene a gidan wanka, dafa abinci, dakin gida da sauransu. Yana da manyan nau'ikan launi, luster mai haske da kuma farfajiya yana da haske kamar yadda ake amfani da shi bayan ciring. A lokaci guda, hujja ce ta molt, hujja ta danshi, dandano na muhalli, mara guba da kuma dandano mai kanshi, kara boyayyen iskar overgen ion don tsarkake iska. Mafi mahimmanci, ba tare da an fallasa shi ga babban girman hasken rana ba, samfurin bazai zama rawaya ba, mai sauƙin tsaftace datti. Australia hadin gwiwar cigaba da kayayyakin ci gaba don yin kyakkyawan aiki, kuma ta hanyar kwarewar kasar Sin game da ingancin ingancin kasar Sin da ke dabarar ingattakun manufar Sin, don samar da ingantattun kayayyaki. Tile griut yana da sauƙin gini. Kayan Kelin, ku "sake daraja shi. Don Allah a kirga fromple frade frade-Kelin don karin bayani.



**Irin launuka na launuka don zaɓinku. Hakanan samar da launuka na musamman.**



**Samar da cikakkiyar hanyar daki**



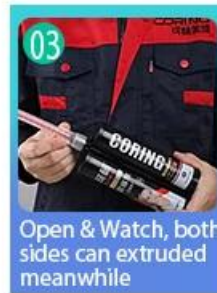
**Brief aikin gini**



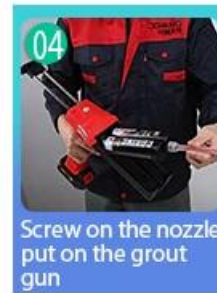
Clean the tiles and keep it dry



Polish with tile wax except the glazed tile



Open & Watch, both sides can extruded meanwhile



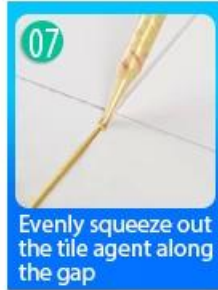
Screw on the nozzle, put on the grout gun




Inclined cut the top of the nozzle in 45°



Squeeze out 60-80cm long grout in the forepart



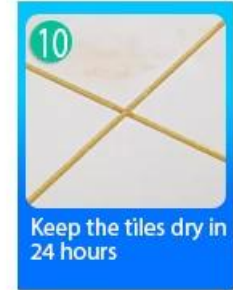
Evenly squeeze out the tile agent along the gap



Press the grout with professional glue-press tools



Don't touch in 4-5 hours and remove excess grout then.




Keep the tiles dry in 24 hours

### Kayan aiki mai dorewa



Two Component Caulking Gun



Cutter Knife

Pointing trowel

Brush

Forming Stick

Perching Knife

Masking Tape

Stainless Steel Ball

Cleaning Awl

### Amfani da Kamfanin





### Fastocin masana\`anta



Layin injin cream



Injin gwaji



Bayanin sarrafa batutuwa



Sanyi mai sanyaya



Cika layin injin



Mashin mai rufi



Kayan Kayan Kayan Kayan Gaskiya



Jari

### Ba da takardar shaida

