

Kelin tile grout sabon samfuri ne na adon gida, wanda kwata-kwata maimakon wakilin dinkin. Ana iya amfani dashi mafi kyau a cikin mahadan tayal yumbu, dutse, gilashi, tayal mosaic akan bango ko kasa a bandaki, kicin, dakin kwana da sauransu. Yana da launuka iri-iri masu kyau, haske mai haske kuma farfajiyar tana haske kamar ainin bayan warkewa. A lokaci guda, hujja ce ta madogara, tabbacin danshi, abota da muhalli, mara cutarwa da kuma dandano mai dandano, yana kara iskar oxygen mara kyau don tsarkake iska. Mafi mahimmanci, ba tare da ci gaba da fuskantar tsananin hasken rana ba, samfuri ba zai zama rawaya ba, mai sauƙin tsafta da juriya ga datti. Ostiraliya haɗin haɗin gwiwa da samfuran ci gaba don haɓaka aiki mafi kyau, kuma ta hanyar Kwalejin Kwalejin Kimiyya ta China dabarun kula da ingancin ingancin, don sa samfuran su zama masu inganci. Samfuri da [China epoxy gap filler maroki](#)-Kelin, kuma yana da sauƙin gini.



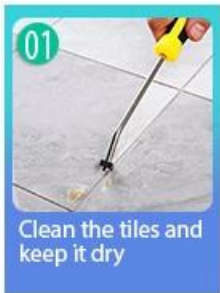
Iri launuka don zaɓin ku. Hakanan samar da launuka na al'ada.



Bayar da Maganin Tazarar Duka Gabaɗaya



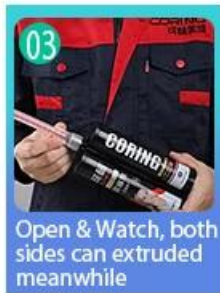
Takaitaccen Tsarin Ginawa



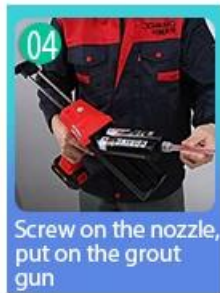
Clean the tiles and keep it dry



Polish with tile wax except the glazed tile



Open & Watch, both sides can extruded meanwhile



Screw on the nozzle, put on the grout gun



Inclined cut the top of the nozzle in 45°



Squeeze out 60-80cm long grout in the forepart




Evenly squeeze out the tile agent along the gap



Press the grout with professional glue-press tools

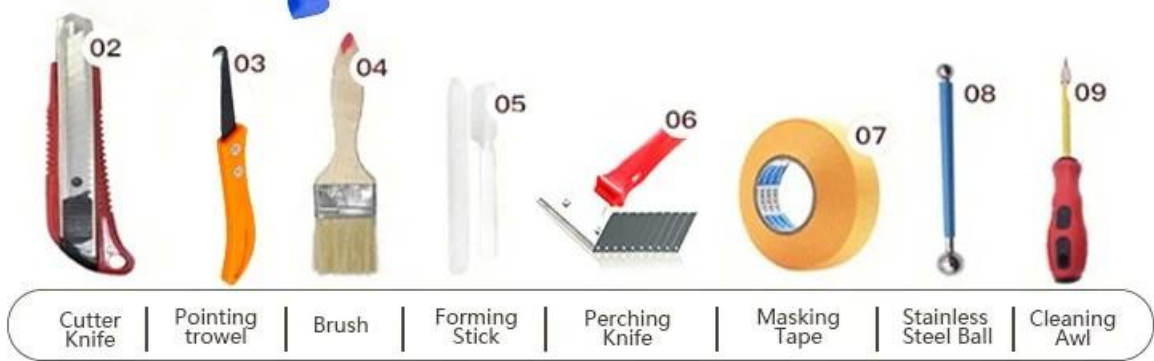


Don't touch in 4-5 hours and remove excess grout then.



Keep the tiles dry in 24 hours

Kwarriyar Matsa Hafin gwiwa



Amfanin Kamfanin



Bayanin Masana'antu



Layin Na'urar Yin Kuka



Injin gwaji



Layi Production Line



Sanyin Filing



Ciko Layin Na'ura



Injin da aka lullube da fim



Hakikanin Haja



Haja

Takardar shaida

