

Kelin epoxy tile gidajen abinci manne wani sabon haɓakaccen samfuri ne bayan ruwa mai dorewa na epoxy tile grout, ba wai kawai yana riƙe da nau'in ƙoshin tayal mai launi na ruwa ba, yana haɓaka aikin samfur, amma kuma yana sa gini ya fi sauƙi kuma ya fi dacewa. Rubutu mai laushi, yana nuna salon kayan ado mai ƙarancin maɓalli. Iri-iri na launuka, sanya wurin adonku ya haskaka. Eco-friendly epoxy resin subbase course bar samfuri ku ya zama mai hana ruwa, juriya, ƙwaƙƙwaran ƙira da kuma tabbatar da danshi. Yashi na dabi'a da aka kirƙira a babban zafin jiki yana sa launi ya fi na halitta da kyau kuma baya dusashewa. Hakanan, yana da haske kamar ain bayan cluing ba tare da rawaya ko canza launin ba. Bugu da ƙari, haɗin haɗin gwiwa yana kama da dacewa da tayal yumbura, kamar dai yanayin kanta.

Samfuri na [China super manne mai kaya](#) za a iya amfani da mafi alhɛri a cikin gidajen abinci na yumbu tayal, dutse, gilashi, mosaic tayal a bango ko gari a gidan wanka, kitchen, ɗakin kwana da sauransu. Ostiraliya na haɗin gwiwar bincike da samfuran haɓaka don samar da ingantaccen aiki, kuma ta hanyar Cibiyar Nazarin Kimiyya ta Sinanci jagorar kula da ingancin dabaru, don tabbatar da ingancin samfuran. [China epoxy gap filler manufacturer](#) don samar muku da kayayyaki masu inganci.

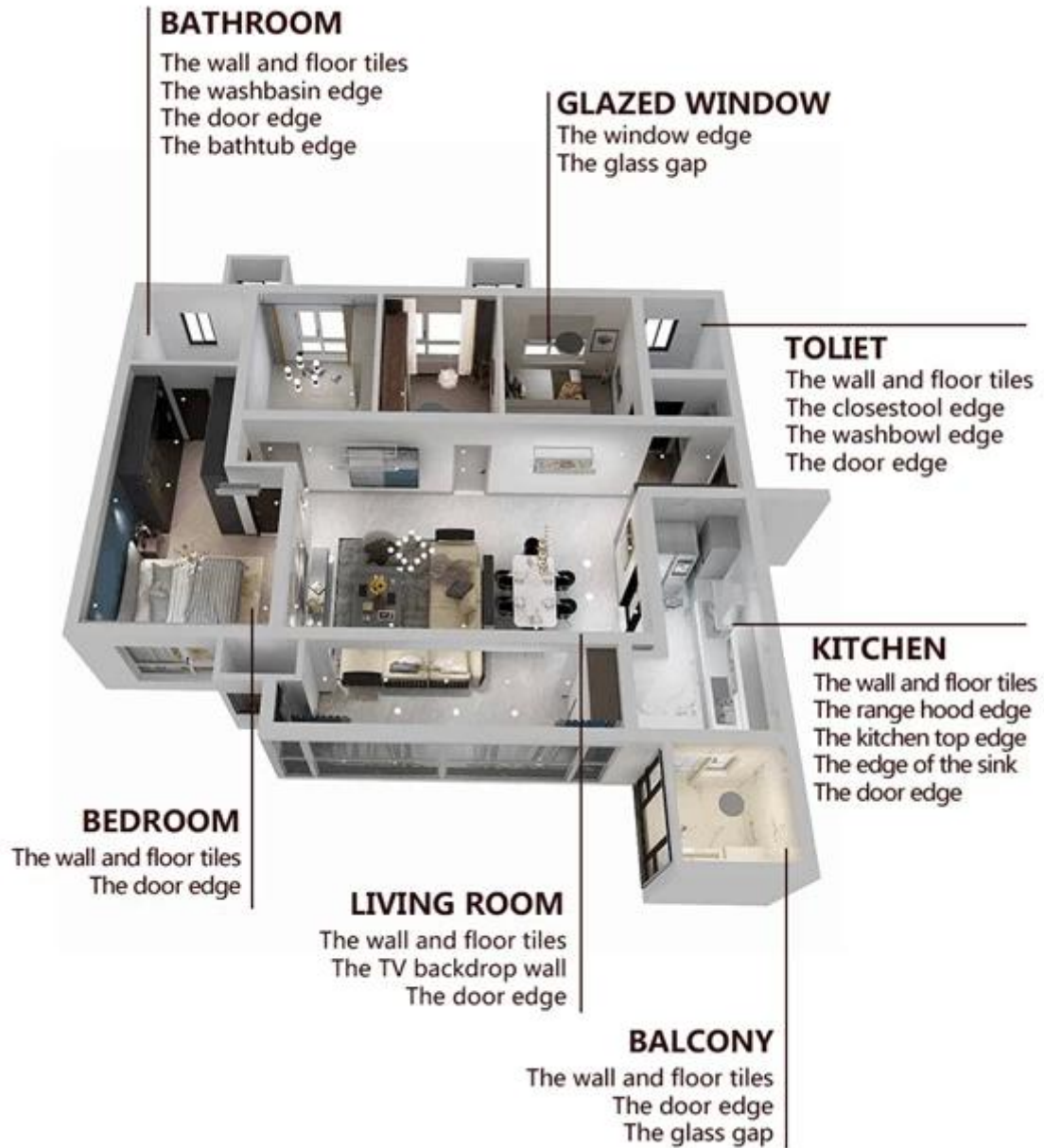


**Launuka iri-iri don zaɓinku. Hakanan samar da launuka na al'ada.**

- Gray 1#
- Gray 2#
- Gray 3#
- Gray 4#
- Gray 5#
- Gray 6#
- Gray 7#
- Gray 8#
- Gray 9#
- Cement Gray
- Dull Gray
- Silver Gray
- Metal Gray
- Luxury Silver
- Glacier White
- Calaeatta
- Pearl Gold
- Slate Gray
- Terra Brown
- Greyish Green
- Yellow Gray
- Soft Khaki
- Yellowish Brown
- Olive Brown
- Brownness
- Dark Brown
- Reddish Brown
- Rock Bslack



**Samar da Maganin Tazarar Daki Gabaɗaya**



**Takaitaccen Tsarin Gina**



01 Clean the tiles and keep it dry



02 Polish with tile wax except the glazed tile



03 Open & Watch, both sides can extruded meanwhile



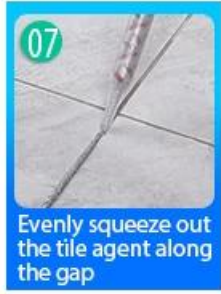
04 Screw on the nozzle, put on the grout gun



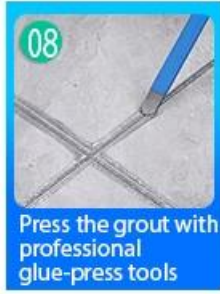
05 Inclined cut the top of the nozzle in 45°



06 Squeeze out 60-80cm long grout in the forepart



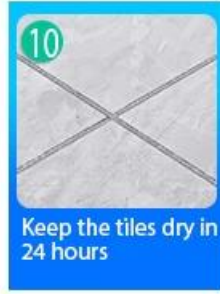
07 Evenly squeeze out the tile agent along the gap



08 Press the grout with professional glue-press tools



09 Don't touch in 4-5 hours and remove excess grout then.



10 Keep the tiles dry in 24 hours

### Kayan aikin Matsawa na Hadin gwiwa



Two Component Caulking Gun



02 Cutter Knife



03 Pointing trowel



04 Brush



05 Forming Stick



06 Perching Knife



07 Masking Tape

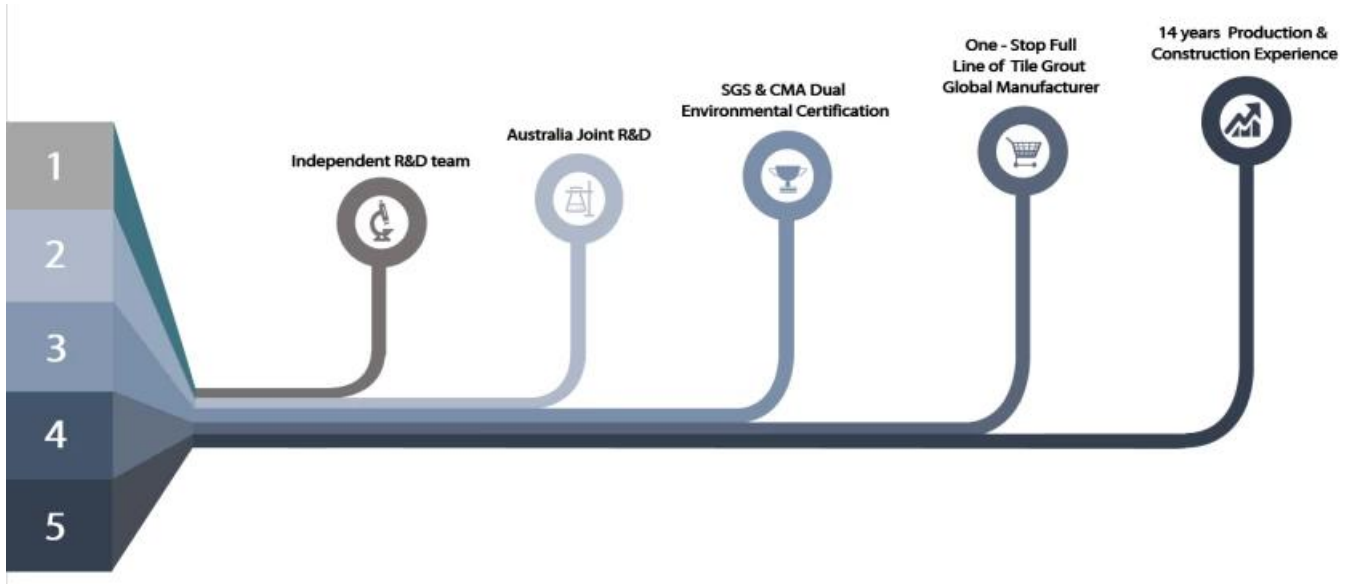


08 Stainless Steel Ball



09 Cleaning Awl

### Amfanin Kamfanin



### Bayanin Masana'antu



Creaming Machine Line



Testing Machine



Batching Production Line



Cooling Filling



Filling Machine Line



Film-coated Machine



Real Material Stock



Stock

### Takaddun shaida

