

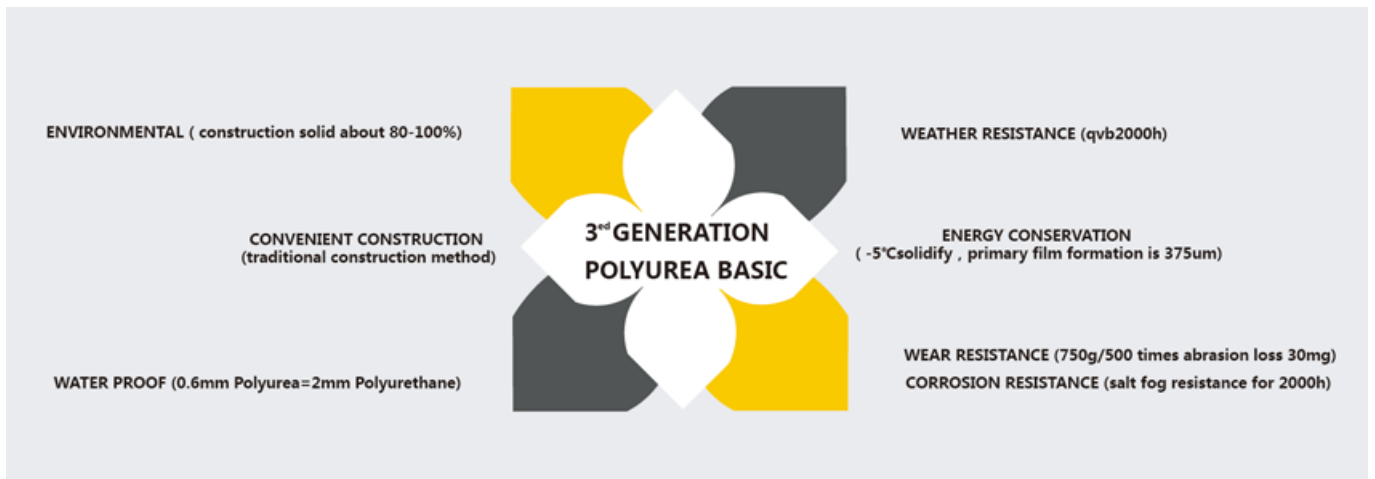
Kelin polyurea tayal grout sabon samfuri ne wanda yake kifar da kamfanin. Saboda POLYUREA s kyakkyawan lalacewa-juriya, lalata-juriya, rawaya-juriya, babban zafin jiki juriya da sauran m yi, ana amfani da shi a ko'ina cikin masana'antar soja, aerospace da masana'antar jiragen ruwa. Kayanmu gabaɗaya samfuri asali ne na polyure, ana iya amfani dashi mafi kyau a dakunan tayal yumbu, dutse, gilashi, tayal mosaic akan bango ko gari na cikin gida & waje Keli ne ya yi shi **Wakilin dinki na China akan mai siyarwa**. Yana da halaye na musamman na musamman: tabbacin danshi na dindindin, mafi mahalli, warkarwa da sauri, adana aiki kuma baya canza launi, wanda shine babbar fa'idarsa. Bugu da kari, yana karfafawa da sauri, gini da tsafta a rana guda, adana lokaci da farashin ma'aikata. Mafi mahimmanci, ana iya gina shi a cikin farfajiyar gidan ruwa, wanda ke magance matsalar da ba zata iya ginawa ba saboda yanayin yanayi da wasu dalilai. Ostiraliya haɗin haɗin gwiwa da samfuran ci gaba don haɓaka aiki mafi kyau, kuma ta hanyar Kwalejin Kimiyya ta China dabarun sarrafa ingancin dabaru, don sa kayayyakin "su kasance masu inganci.



Iri launuka don zaɓin ku. Hakanan samar da launuka na al'ada.



Polyurea Basic Tile Grout Feature



Bayar da Maganin Tazarar Duka Gabaɗaya



Takaitaccen Tsarin Ginawa



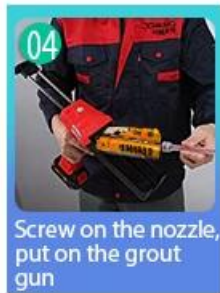
01
Clean the tiles and keep it dry



02
Polish with tile wax except the glazed tile



03
Open & Watch, both sides can extruded meanwhile



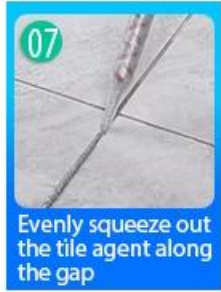
04
Screw on the nozzle, put on the grout gun



05
Inclined cut the top of the nozzle in 45°



06
Squeeze out 60-80cm long grout in the forepart



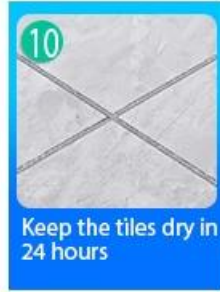
07
Evenly squeeze out the tile agent along the gap



08
Press the grout with professional glue-press tools



09
Don't touch in 2-4 hours and remove excess grout then.



10
Keep the tiles dry in 24 hours

Kwararrun Matakan Hadfa Hadin Gwiwa



Two Component Caulking Gun



Cutter Knife | Pointing trowel | Brush | Forming Stick | Perching Knife | Masking Tape | Stainless Steel Ball | Cleaning Awl

Amfanin Kamfanin



Bayanin Masana'antu



Layin Na'urar Yin Kuka



Injin gwaji



Layi Production Line



Sanyin Filing



Ciko Layin Na'ura



Injin da aka lullube da fim



Hakikanin Haja



Haja

Takardar shaida

