

Kelin polyurea tayal grout sabon samfuri ne wanda yake kifar da kamfanin. Saboda POLYUREA s kyakkyawan juriya-juriya, lalata-juriya, rawaya-juriya, high zazzabi juriya da sauran m yi, ana amfani da ko'ina a cikin soja masana'antu, Aerospace da kuma jiragen ruwa masana'antu. Kayan mu gaba daya polyure ne na asali, za'a iya amfani dashi mafi kyau a dakunan tayal yumbu, dutse, gilashi, tayal mosaic akan bango ko gari na cikin gida & waje. Yana da halaye na musamman na musamman: tabbacin danshi na dindindin, mafi mahalli, warkarwa da sauri, adana aiki kuma baya canza launi, wanda shine babbar fa'idarsa. Bugu da kari, yana karfafawa da sauri, gini da tsafta a rana guda, adana lokaci da farashin ma'aikata. Mafi mahimmanci, ana iya gina shi a cikin farfajiyar gidan ruwa, wanda ke magance matsalar da ba zata iya ginawa ba saboda yanayin yanayi da wasu dalilai. Ostiraliya hadin hadin gwiwa da samfuran ci gaba don haɓaka aiki mafi kyau, kuma ta hanyar Kwalejin Kwalejin Kimiyyar Kimiyya ta China dabarun kula da ingancin ingancin, don samar da kayayyaki "mai dorewa mai inganci. Don Allah zaɓi na [China polyurea tile grout manufacturer](#)-Kelin.



Iri launuka don zaɓin ku. Hakanan samar da launuka na al'ada.



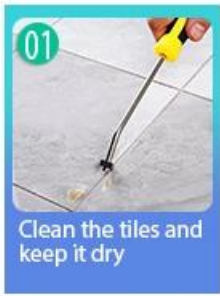
Polyurea Basic Tile Grout Feature



Bayar da Maganin Tazarar Duka Gabaɗaya



Takaitaccen Tsarin Ginawa



01 Clean the tiles and keep it dry



02 Polish with tile wax except the glazed tile



03 Open & Watch, both sides can extruded meanwhile



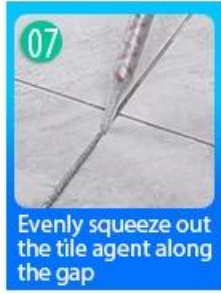
04 Screw on the nozzle, put on the grout gun



05 Inclined cut the top of the nozzle in 45°



06 Squeeze out 60-80cm long grout in the forepart



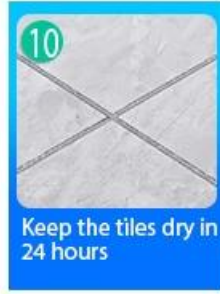
07 Evenly squeeze out the tile agent along the gap



08 Press the grout with professional glue-press tools



09 Don't touch in 2-4 hours and remove excess grout then.



10 Keep the tiles dry in 24 hours

Kwararrun Matakan Hafa Habakawa



Two Component Caulking Gun



Amfanin Kamfanin



Bayanin Masana'antu



Layin Na'urar Yin Kuka



Injin gwaji



Layi Production Line



Sanyin Filing



Ciko Layin Na'ura



Injin da aka lullube da fim



Hakikanin Haja



Haja

Takardar shaida

