

Kelin Polyurea Tile Grout shine sabon samfurin da ke tattare. Kuma mu ma a **Mai ba da tallafi**. Saboda polyurea s kyakkyawan abin da-juriya, lalata juriya, juriya da rawaya, ana amfani dashi a masana'antar soji, aerpaspase da masana'antu. Samfurin mu gaba ɗaya ne na al'ada samfurin, ana iya amfani dashi a cikin gidajen yumbu, dutse, gilashi, da ke cikin gida & waje. Yana da halayenta na musamman: tabbacin danshi mai danshi, mafi sauri, yin sauri, adana shi da fa'ida, wanda shine babbar fa'ida. Bugu da kari, yana haɓaka da sauri, gini da tsabta a rana ɗaya, adana lokaci da farashin kuɗi. Mafi mahimmanci, ana iya gina shi a cikin rigar gangara, wanda ya magance matsalar da ba zata iya sarrafawa ba saboda yanayin yanayi da sauran dalilai da sauran dalilai da sauran dalilai. Australia hadin gwiwar cigaba da kayayyakin ci gaba don yin kyakkyawan aiki, kuma ta hanyar ilimin kimiyyar kasar Sin kan Kimiyyar Kimiyya ta Kimiyya, don sanya ingantattun kayayyaki.



**Irin launuka na launuka don zaɓinku. Hakanan samar da launuka na musamman.**




### Polyurea asali tile Grout fasali

**ENVIRONMENTAL** ( construction solid about 80-100%)

**CONVENIENT CONSTRUCTION**  
(traditional construction method)

**WATER PROOF** (0.6mm Polyurea=2mm Polyurethane)



**3<sup>rd</sup> GENERATION  
POLYUREA BASIC**

**WEATHER RESISTANCE** (qvb2000h)

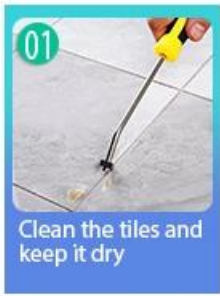
**ENERGY CONSERVATION**  
( -5°Csolidify , primary film formation is 375um)

**WEAR RESISTANCE** (750g/500 times abrasion loss 30mg)  
**CORROSION RESISTANCE** (salt fog resistance for 2000h)

### Samar da cikakkiyar hanyar daki



**Brief aikin gini**



01 Clean the tiles and keep it dry



02 Polish with tile wax except the glazed tile



03 Open & Watch, both sides can extruded meanwhile



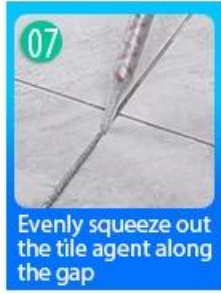
04 Screw on the nozzle, put on the grout gun



05 Inclined cut the top of the nozzle in 45°



06 Squeeze out 60-80cm long grout in the forepart



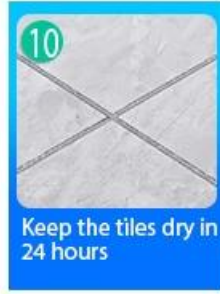
07 Evenly squeeze out the tile agent along the gap



08 Press the grout with professional glue-press tools



09 Don't touch in 2-4 hours and remove excess grout then.




10 Keep the tiles dry in 24 hours

### Kayan aikin karfafa gwiwa



Two Component Caulking Gun



Cutter Knife

Pointing trowel

Brush

Forming Stick

Perching Knife

Masking Tape

Stainless Steel Ball

Cleaning Awl

### Amfani da Kamfanin



### Fastocin masana\anta



Layin injin cream



Injin gwaji



Bayanin sarrafa batutuwa



Sanyi mai sanyaya



Cika layin injin



Mashin mai rufi



Kayan Kayan Kayan Kayan Gaskiya



Jari

### Ba da takardar shaida

