

Kelin Waterborne Tile Grout sabo ne sabon kaya dangane da haɓakawa na abubuwa biyu tilo mafi girma. Yana da irin samfuran resoxy epoxy, tare da mafi kyawun aikin muhalli, yana nesa da ka'idodin kasa. Ana iya amfani da shi mafi kyau a cikin gidajen tayal, dutse, gilashi, tayal a bango ko gari a gidan wanka, dafa abinci, dakin dakuna da sauransu. Ba wai kawai kunna rawar daurin ba da kuma toshe ba, amma kuma yana iya kamawa da tayal tayal. Yana da fasalin sa: Manyan launuka iri-iri, luster mai haske, da kuma farfajiya mai haske kamar yadda ake amfani da shi. A lokaci guda, hujja ce ta molt, hujja ta danshi, dandano na muhalli, wanda ba guba ba, inforndandano mai ban tsoro don tsarkake iska da kawar da formdehende. Samfuri fifiko a cikin kayan ado na iyali. Australia hadin gwiwar cigaba da kayayyakin ci gaba don yin kyakkyawan aiki, kuma ta hanyar kwarewar kasar Sin game da ingancin ingancin kasar Sin da ke dabarar ingattakun manufar Sin, don samar da ingantattun kayayyaki. Muna daya daga cikin mafi kyau **Tile Ruut**, zaku iya zabi mu cikin kwanciyar hankali.



Iri na launuka don zabar ku. Hakanan samar da launuka na musamman.



- Pure White
- Ivory
- Lemon Gold
- Pearl Gold
- Light Gold
- Lime Gold
- Amber Gold
- Nobility Gold
- Luxury Gold
- Shiny Gold
- Dazzle Gold
- Moonlight Silver
- Shiny Silver
- Dazzle Silver
- Light Gray
- Noble Gray
- Silver Gray
- Champaign Gold
- Bronze
- Rose Gold
- Coffee Brown
- Black Pearl

Samar da cikakkiyar hanyar daki



Brief aikin gini



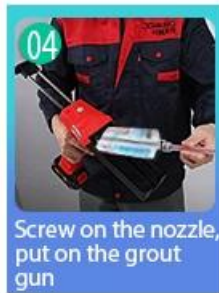
01 Clean the tiles and keep it dry



02 Polish with tile wax except the glazed tile



03 Open & Watch, both sides can extruded meanwhile



04 Screw on the nozzle, put on the grout gun



05 Inclined cut the top of the nozzle in 45°



06 Squeeze out 60-80cm long grout in the forefront




07 Evenly squeeze out the tile agent along the gap



08 Press the grout with professional glue-press tools



09 Don't touch in 4-5 hours and remove excess grout then.




10 Keep the tiles dry in 24 hours

Kayan aiki mai dorewa



Two Component Caulking Gun



Cutter Knife

Pointing trowel

Brush

Forming Stick

Perching Knife

Masking Tape

Stainless Steel Ball

Cleaning Awl

Amfani da Kamfanin



Fastocin masana\anta



Layin injin cream



Injin gwaji



Bayanin sarrafa batutuwa



Sanyi mai sanyaya



Cika layin injin



Mashin mai rufi



Kayan Kayan Kayan Kayan Gaskiya



Jari

Ba da takardar shaida

